

BRADT Primary School

**Character Education and
Positive Behavioral
Interventions and Supports**



Parent Handbook

Dear Parents/Guardians,

It is well known that schools are successful when they help children grow academically, socially, and emotionally. For this to happen, it is important that we provide a safe environment that is supportive and conducive to growth. By setting clear social and behavioral expectations, it is our goal to enhance our school environment.

To support our character education program and comply with Mohonasen CSD's Code of Conduct, we have initiated a discipline system called Positive Behavioral Interventions and Supports (PBIS). Ultimately, by adopting the tenets of PBIS into our character education program we aim to help all children achieve academic, social and emotional success.

Bradt's Character Education Program has Five basic expectations for students to:

S-Safe

T-Try your best! Ready to learn!

A-A Good Citizen

R-Respectful

R-Responsible

Your child will be explicitly taught the school-wide behavioral expectations beginning the first week of school. These lessons will highlight specific behavioral expectations in each area of the school including instructional areas, hallways, cafeteria, playground, assemblies, bathrooms, and buses.

Students will be acknowledged for following these behavioral expectations throughout the school. Students following STAR SuperPower behavior will receive tickets and classroom punch cards, which will be awarded by ALL staff. These "tickets" and classroom punch cards will accumulate and then students may use them to "purchase" a variety of activities. We will also have weekly school-wide drawings with the tickets.

More information on how PBIS will be implemented at Bradt is attached. If you would like further information on PBIS, please visit www.pbis.org.

With your support and involvement, Bradt School will continue to be a school where students are Safe, try their best, a good citizen, respectful, and responsible.

In Partnership,
The Bradt PBIS Committee

Universal School-Wide Expectations

The Behavior Curriculum was developed by the PBIS Committee, including our school counselor, Mrs. Riehlman. The curriculum highlights specific behavioral expectations in all areas of the school including: instructional areas, hallways, cafeteria, playground, assemblies, bathrooms, and buses. We hope to bring a consistent level of effort toward these STARR SuperPower behavioral expectations to ALL areas of the school, ALL of the time.

This curriculum is based on three main ideas:

1. Children need to know what is expected of them.
2. Children need to be directly taught the correct way to behave.
3. The correct behavior needs to be encouraged and acknowledged.



STARR SuperPower BEHAVIOR

S-Safe

T-Try your best! Ready to learn!

A-A Good Citizen

R-Respectful

R-Responsible

Dignity for All Students Act and PBIS

PBIS helps to support the Dignity Act, which states that all students in public schools are afforded an environment free of discrimination and harassment.

- The Dignity Act promotes civility and creates a safe, nurturing environment.
- Instruction includes honesty, tolerance, personal responsibility, respect for others, observance of laws, courtesy, and dignity to include all:
 - Races
 - Weights
 - National Origins
 - Ethnic Groups
 - Religions
 - Religious Practices
 - Mental/Physical Abilities
 - Sexual Orientation
 - Gender Identity
 - Sexes


- Students are expected to behave in a way that reflects The Dignity Act and PBIS at all times. This includes,
 - School-Buildings
 - Athletic Fields
 - Playground
 - Parking Lot
 - School Buses
 - Extra-curricular Events and Activities
- For more information visit, <http://www.p12.nysed.gov/dignityact/>

Children need to know what is expected of them:

In order to help our children know what is expected of them, every classroom and common area will have the same general guidelines. This will provide consistency for the students, which will make it easier for them to understand and learn each rule. It will also provide the support to all of the staff. Through our "STARR Behavior" we can address any behavior. The "STARR Behavior" Matrix will be posted in all classrooms and all common areas so that will student will become familiar with them.

Children need to be taught directly the correct way to behave:

During the first full week of school in September each individual expectation will be taught in lessons as part of the PBIS Kick-off. Some lessons will be taught in large group, while others are taught in the classroom. These short lessons will help the students learn the rules and what the appropriate behavior looks like. For example, in the hallway students should:

	Be Respectful (Kind)	Be Responsible	Be Ready to Learn	Be a Good Citizen (Role Model)	Be Safe
<p>Hallway</p> 	<ul style="list-style-type: none"> • Use polite language • Use Level 0 voice • Walk in a straight line on the right hand side • Hold the door for the person behind you • Show considerati 	<ul style="list-style-type: none"> • Keep water fountains clean • Head to the destination and back in a timely manner • Stay to the right with your body. 	<ul style="list-style-type: none"> • Be a responsible bystander; offer help or tell a teacher • Cooperate/ help others 	<ul style="list-style-type: none"> • Keep hands, feet and other objects to yourself • Stay to the right • Wait your turn • Follow teacher directions on landmarks 	<ul style="list-style-type: none"> • Listen (Whole Body Listening) to adult directions in the event of an emergency. • Go directly to your destination • Use walking feet.

	on for hallway displays and artwork			<ul style="list-style-type: none"> • to stop and wait. • Keep floors clean • Put garbage in trash cans • Give lost and found items to your teacher. 	
--	-------------------------------------	--	--	---	--

For example, to teach walking feet, the teacher will explain why it is important part of being safe. The students will be given examples of situations where walking will keep them safe. Then they will take part in activities that will allow them to practice. Teachers will always model what the correct behavior looks like, so that students will become familiar with it. This will help them to have a very clear idea of the behaviors that are acceptable and expected in the classroom and all areas of the school.

The Lesson Plans were developed to teach any behavior in any setting. It is important to teach the behavior where you want it to take place. For example, teaching safe playground behavior needs to be taught on the playground. The same is true for the cafeteria, buses and other parts of each student's day. This way, students make the connection between the behavior and the setting.

The correct behavior needs to be encouraged and acknowledged:

Once a behavior is taught, the student needs to be motivated to use this new behavior in place of the less appropriate behavior. Reinforcement will be provided through positive feedback from all adults with whom the student interacts. This positive feedback will take many forms. For example, if a child is following the rule "Be Safe," a teacher may say, "I like the way you are staying safe by walking in line-up." This lets the child know he or she is following the rule.

In addition, we may remind or pre-set the students about certain rules: "Before we line-up to go to lunch, let's review how we for the STARR behavior in the hallway." This helps the students to remember the rules.

PBIS Student Recognition Plan

This year we look forward to several exciting ways to recognize, reinforce and monitor positive student behavior. Students are expected to follow the STAR Behavior Expectations: Be respectful, Be responsible, Ready to Learn, A Good Citizen, and Safe.

STAR SuperPower TICKETS/STAR SuperPower PUNCH CARDS

STAR TICKETS and PUNCH Cards will be used to acknowledge student behavior. When a staff member sees a student demonstrating appropriate behavior, they may give a student a ticket or a "PUNCH" on their card to reinforce this behavior. These PUNCH cards will be used to purchase a variety of activities. The tickets will be collected weekly for a drawing.

The winners will be announced during the Friday morning announcements. Examples may include, small toys or games, lunch at a special table, extra recess, etc.

We will also plan to hold recognition events throughout the year for students and classes that reach specific milestones along the STAR continuum. More details will be forthcoming on these events.

Special Awards

In an effort to expand the children's awareness of their own behaviors and its effect on others, we have added four additional rewards for students, The Silver Spoon Award-given to the class that consistently leaves the cafeteria table and floors clean and follows the behavioral expectations. The Peaceful Bus Starr Student Rider Award will be given to the children who follow the behavioral expectations on the bus to and from school. The Character Award will be given to children who constantly and consistently display good character in the classroom, halls, cafeteria, special areas and on the bus. The Bucket-Filler Award will be given to children who display everyday random acts of kindness at school.

-----Cut or Tear Here-----

Bradt School Expectations

September 2018

My child and I have reviewed the Parent/Student Handbook. We understand the general policies, procedures and responsibilities at Bradt. WE are also aware of the STARR SuperPower behavioral expectations: Be respectful, Be Responsible, Ready to Learn, A Good Citizen, and Safe. We realize that school staff will teach and reinforce these expectations. We understand that children will be most successful when parents/guardians work together with school staff.

Child's Signature _____ Date _____

Parent Signature _____ Date _____

Teacher's Signature _____ Date _____

Please return this form to school with you child by Friday, September 21, 2018



GIVE ME 5!


The Power of Five

Whole Body Listening

1. My eyes are watching.
2. My ears are listening.
3. My lips are sealed.
4. My hands are still.
5. My feet are quiet.

Bradt PBIS Matrix

	Be Respectful (Kind)	Be Responsible	Be Ready to Learn	Be a Good Citizen (Role Model)	Be Safe
Hallway 	<ul style="list-style-type: none"> • Use polite language • Use Level 0 voice • Walk in a straight line on the right hand side • Hold the door for the person behind you • Show consideration for hallway displays and artwork 	<ul style="list-style-type: none"> • Keep water fountains clean • Head to the destination and back in a timely manner • Stay to the right with your body. 	<ul style="list-style-type: none"> • Be a responsible bystander; offer help or tell a teacher • Cooperate/help others 	<ul style="list-style-type: none"> • Keep hands, feet and other objects to yourself • Stay to the right • Wait your turn • Follow teacher directions on landmarks to stop and wait. • Keep floors clean • Put garbage in trash cans • Give lost and found items to your teacher. 	<ul style="list-style-type: none"> • Listen (Whole Body Listening) to adult directions in the event of an emergency. • Go directly to your destination • Use walking feet
Cafeteria 	<ul style="list-style-type: none"> • Use Level 1 voice. • Raise your hand for attention • Be polite (please and thank you) • Be considerate of personal space • Speak to others the way that you would like to be spoken to 	<ul style="list-style-type: none"> • Keep food to yourself • Eat with manners (chew with your mouth close) • Keep cafeteria clean • Eat only YOUR food • Handle trays with care • Follow directions • Turn the bathroom sign on door 	<ul style="list-style-type: none"> • Be a responsible bystander; offer help or tell a lunch aide and/or teacher • Keep your area and table clean • Use self-control 	<ul style="list-style-type: none"> • Wait in line patiently and quietly • Stay in your seat on your bottom. • Keep hands, feet and other objects to yourself • Put garbage in trash cans • Donate unused food items to the baskets. 	<ul style="list-style-type: none"> • Follow whole body listening if lights go out in the event of an emergency • Walk in to the tables and lunch lines • Stay in the cafeteria at all times. • Raise your hand and ask an adult to use the bathroom, water fountain or see the nurse
Classroom	<ul style="list-style-type: none"> • Encourage others • Kind and positive words • Use a polite 	<ul style="list-style-type: none"> • Take risks and accept challenges • Follow direction first time 	<ul style="list-style-type: none"> • Whole-body listening • Put effort into work • Be a responsible 	<ul style="list-style-type: none"> • Take pride in your work • Take pride in your classroom and how it 	<ul style="list-style-type: none"> • Pay attention to safety concerns in the classroom, ie friends sitting



- tone
- Use an inside voice
- Use good manners
- Show consideration for other opinions
- Use Mr. and Mrs. to address adults

- given
- Put materials away
- Be prepared
- Be on time
- Use school tools properly(i.e.
- Be sure to wash hands properly before snack or lunch.

- bystander; offer help or tell a teacher
- Sit in ready position
- Take care of personal needs according to classroom rules

- looks
- Keep hands, feet and other objects to yourself
- Embrace differences
- Greet others
- Desks writing?

on floor

Bus



- Talk quietly: Use a Level 1 voice
- Speak to others the way that you would like to be spoken to
- Address adults as Mr./Mrs./Miss/Ms.

- Listen to your driver
- I see you, you see me
- Pick up after yourself
- Follow proper crossing procedures
- Keep snacks and drinks in your backpacks

"I see you, you see me"

- Be a responsible bystander; offer help or tell the bus driver or aide
- Stay in your seat, facing forward, with your feet in front of you until the bus is completely stopped

BE AWARE: The horn means danger!

- Be a role model?
- Be accountable for your actions
- Keep hands, feet and other objects to yourself (and inside the windows)
- Share the seat

- Stay in your seat
- Stay calm
- Be Aware (the horn means danger)

Playground





- Practice good sportsmanship
- Treat others the way that you want to be treated

- Stay in sight
- Use equipment safely

- Be a responsible bystander; offer help or tell the teacher
- Dress for the weather
- Wear sneakers
- Use controlled outdoor

- Keep hands, feet and other objects to yourself
- Share and take turns
- Include everyone

- Use equipment safely
- Stay on playground area
- Check out and in with an adult if you need to use the bathroom or see the nurse.

			<ul style="list-style-type: none"> voices Line up when teacher signals 		
<p>Bathroom</p> 	<ul style="list-style-type: none"> Wash hands with 1 pump of soap and turn off the water Knock gently and politely Leave the door unlocked when not in use 	<ul style="list-style-type: none"> USE urinals and toilets as they are meant to be used Flush Throw garbage in trash cans Report problems to adults Give others their privacy 	<ul style="list-style-type: none"> Be a responsible bystander; offer help or tell the teacher Get In, Get Out 	<ul style="list-style-type: none"> Keep hands, feet and other objects to yourself. Keep area clean Quiet Voices 	<ul style="list-style-type: none"> Report to an adult if any areas of the floor are wet to prevent any accidents.
<p>Assembly</p> 	<ul style="list-style-type: none"> Applaud with your hands only at designated times Sit quietly (level 0 or 1) during transitions 	<ul style="list-style-type: none"> Stay seated until dismissed. Enter and exit in a quiet, calm, and orderly manner. 	<p>Keep hands and body to self</p> <p>Whole body listening</p> <p>Sit on bottoms</p>		<ul style="list-style-type: none"> Report to an adult if any areas of the floor are wet to prevent any accidents.